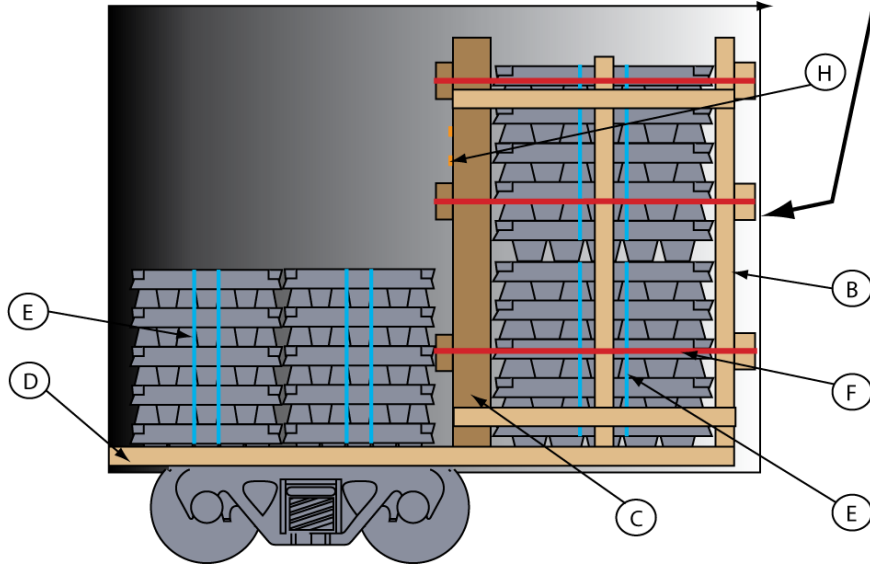
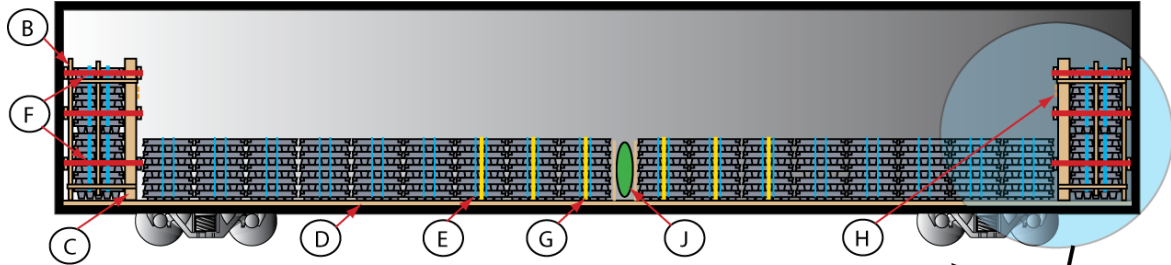


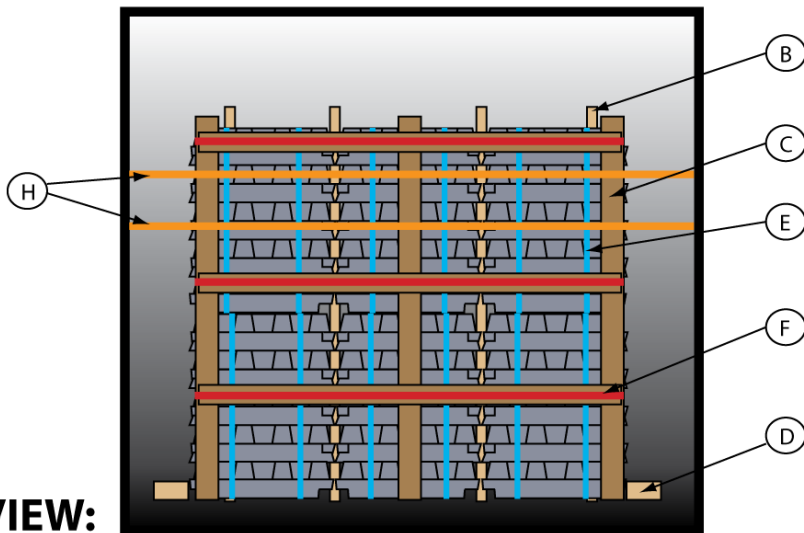


ALUMINUM INGOTS - BOXCARS

RAC 22043  
Revised 01-2021



**LATERAL VIEW**



**FRONT VIEW:**

**DOUBLE PILES LOCATED AT BOTH ENDS OF CAR**

ALUMINUM INGOTS - BOXCARS

RAC 22043 (Continued)

Revised 01-2021

Item	Nbr. of pcs	Description
A		Vacant.
B	2	Bearing wall: softwood 2 in. x 3 in. Two packages' piles are placed between the longitudinal load blocking wall ITEM C and the bearing wall. Bearing walls also retain pile's encircling bands.
C	2	Longitudinal load blocking: hardwood 3 in. x 4 in. with 2 in. x 3 in. across pieces. Place as per drawing in front of double piles at each end of car.
D	2	Guide rail: softwood 2 in. x 3 in., length equal to length of load. Guide rails are placed against piles and nailed to car's floor eliminating lateral move of the load.
E	4 per package	Package bands: AAR approved polyester Type IV bands. Place one band as illustrated in <b>LATERAL VIEW</b> and <b>FRONT VIEW</b>
F	3	Double unit encircling band: Type IA, Grade 6 polyester band. In two packages high rows located at both end of the car, encircling bands will circle all packages including bearing wall ( <b>ITEM B</b> ) and longitudinal load blocking ( <b>ITEM C</b> ). Bands will pass over 2 in. x 3 in. cross pieces nailed to 2 in x 3in.pieces of <b>Item B</b> and over 2 in. x 3 in. cross pieces nailed to 3 in. x 4 in. pieces of <b>Item C</b> . To avoid abrasion, bands must pass over vertical 2in. X 3in. piece secured to two longitudinal 2in. x 3in. pieces nailed to <b>ITEM B</b> and <b>C</b> . See <b>LATERAL VIEW</b> . Polyester bands could be replaced by 1 1/4 in. x .029 in. high tension steel bands.
G	1	Simple unit on car floor encircling band: Type IA, Grade 6 polyester band encircling 3 packages on each side of the inflating bag <b>ITEM J</b> . Encircling bands will pass under package and tied on top of unit encircling the 3 packages. Polyester bands could be replaced by 1 1/4 in. x .029 in. high tension steel bands.
H	2	Tie-down bands: Type IA, Grade 6 polyester band. Place two bands in front of double units located at each end of the car as illustrated. Bands are secured to anchorage on car's walls. Polyester bands could be replaced by 1 1/4 in. x .029 in. high tension steel bands.



ALUMINUM INGOTS - BOXCARS

RAC 22043 (Concluded)  
Revised 01-2021

Item	Nbr. of pcs	Description
J	1 as required	Inflating bag: AAR approved level 5 bag used to fill the longitudinal void in the middle of the load. Bag will be protected by two ½ in. plywood sheets inserted between the bag and the load.

**NOTA:**

1. Load must be centered in car.
2. Number of double piles is determined by the weight of the pieces.
3. Inflatable bags may only be used for one load.

For further details see General Rules