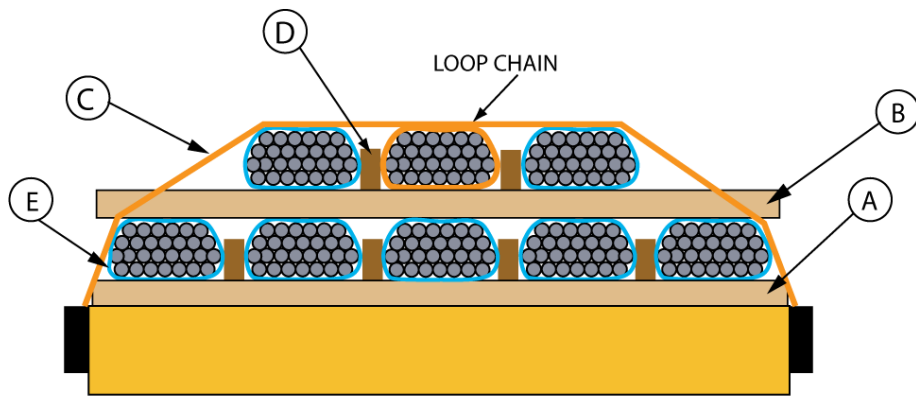
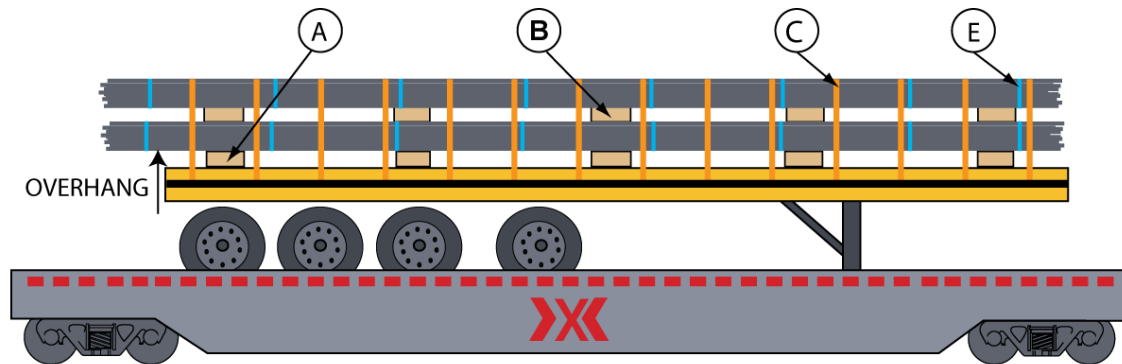


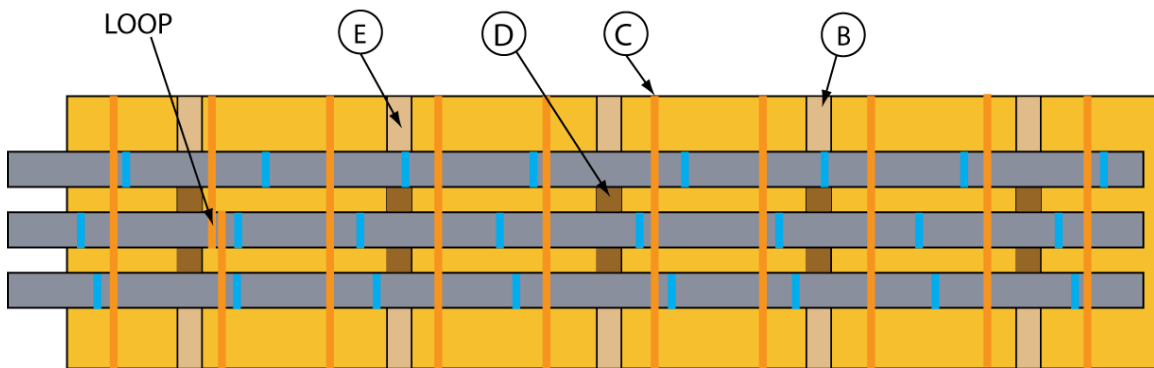
REBAR, FLATBED TRAILERS ON EXPRESSWAY CARS

RAC 17003

Revised June 2016



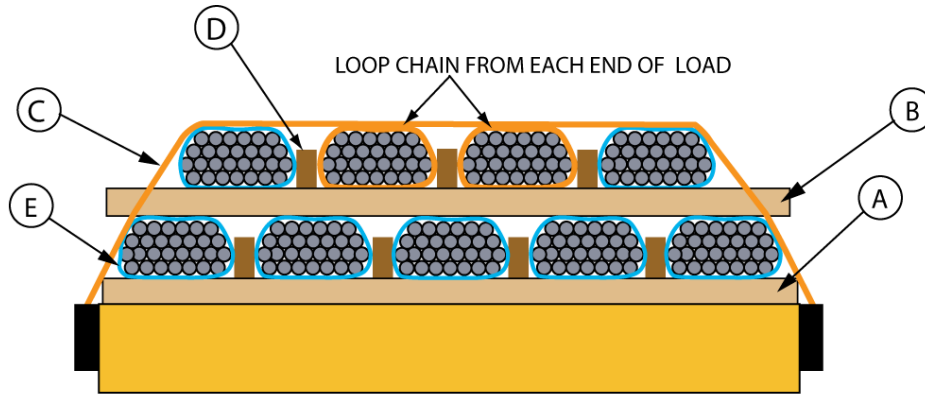
SKETCH 1 REAR VIEW



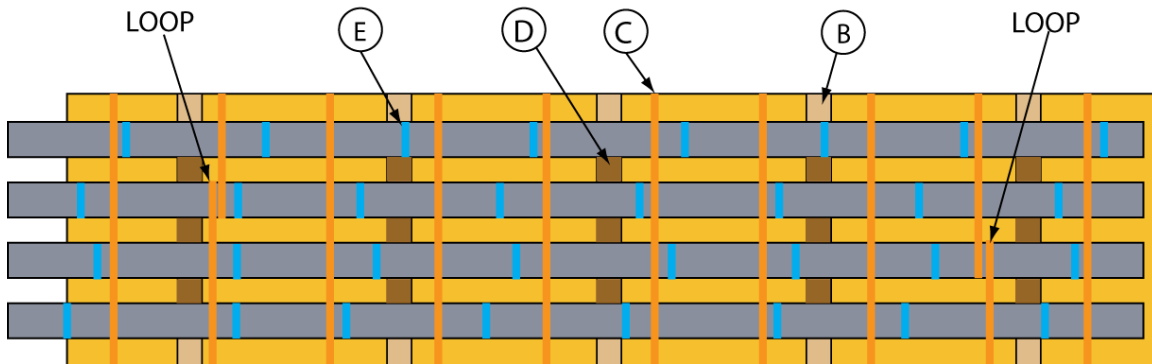
SKETCH 1 TOP VIEW

REBAR, FLATBED TRAILERS ON EXPRESSWAY CARS

RAC 17003 (continued)
Revised June 2016



SKETCH 2 REAR VIEW



SKETCH 2 TOP VIEW

Item	No. of Pcs.	Description
A	5 per pile	Bearing pieces: hardwood 3 X 4 in. Wider edge of bearing piece must bear against deck when loading and unloading permits. Bearing pieces are not secured to deck. They should be placed not nearer than 12 in. from the ends of the deck or any possible interference, except for overhanging loads where the outer bearing piece must not be closer than 5 in. to the end of the deck at the overhanging end.
B	5 per pile	Separators: hardwood 3 X 4 in. To be positioned above bearing pieces (Item A).

REBAR, FLATBED TRAILERS ON EXPRESSWAY CARS

RAC 17003 (concluded)

Revised June 2016

Item	No. of Pcs.	Description
C	At least 10 per pile	Chains or polyester straps may be used. The trailer must be equipped with at least 10 chains or straps and each chain or strap must be used, except if the length of the load is such that a chain or strap will not contact the load when passing laterally over the deck. Chains or straps are not to be secured diagonally across the load. Approved chain binders required and they must be secured to prevent from opening. Some chains will require to be looped around one or two packages depending on the number of packages loaded on second row. See SKETCH 1 , SKETCH 2 and TABLE below.
D	Add as per number of packages	Spacer blocks 3 X 3 X 12 IN. To be positioned between each packages above each bearing pieces and each separators
E	8 per pile	Package bands: high tension 1-1/4 in. x .029 in.

Notes:

1. Use of corner protectors is optional for both chains and straps.
2. Overhanging must not exceed 20 % of the total length of the load.
3. Overhang is only permitted for full-length pieces.
4. **TABLE:**

<u>Number of packages on second row</u>	<u>Number of packages to be encircled with chain(s)</u>
2	No package encircled.
3	1 chain encircles the middle package.
4	2 chains encircle second and third packages. (1 chain in front of the trailer and 1 chain at the back of the trailer.)