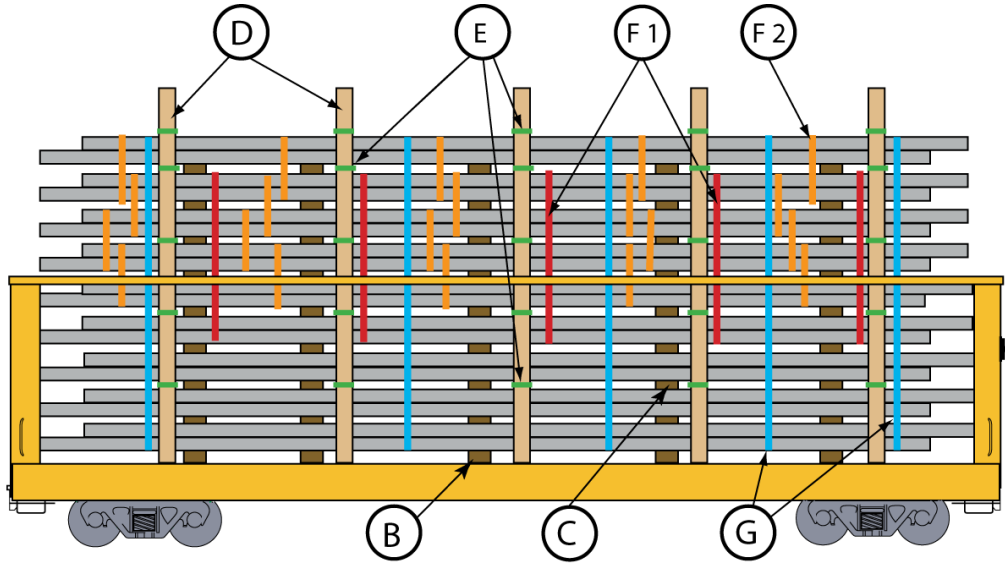
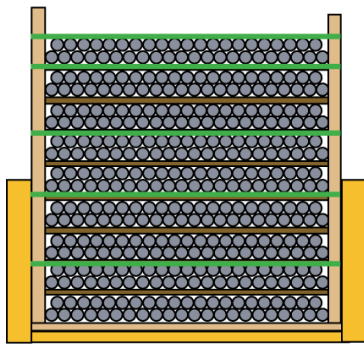


PIPES, STEEL FROM 4.5 IN. TO 7 IN. DIAMETER, UNIFORM OR MIXED LENGTHS
AND DIAMETERS SECURED WITH NON-METALLIC STRAPPING - GONDOLA CARS

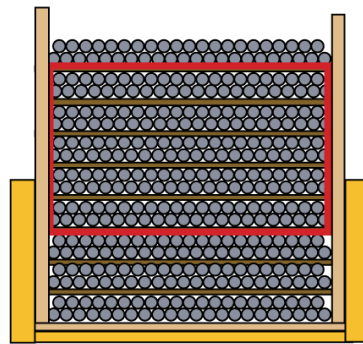
RAC 12005E
New 03-2017



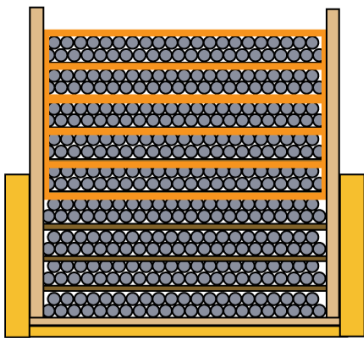
PIPES OF UNIFORM LENGTH AND DIAMETER



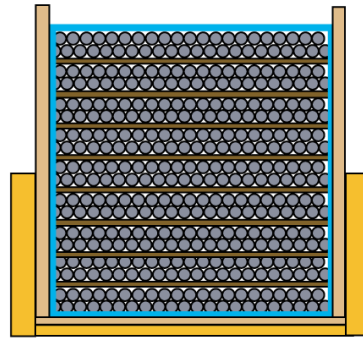
END VIEW (Item E)



END VIEW (Item F1)



END VIEW (Item F2)

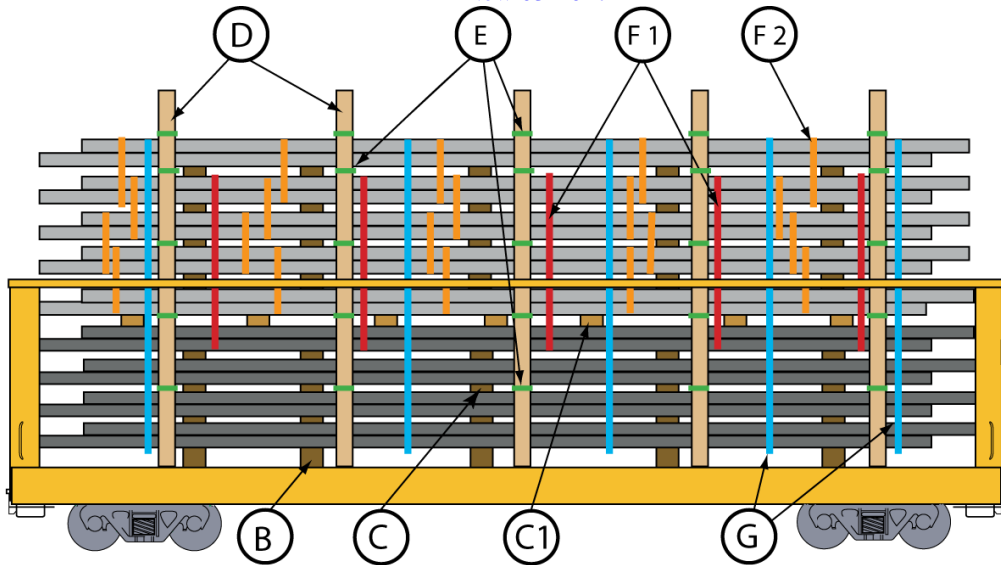


END VIEW (Item G)

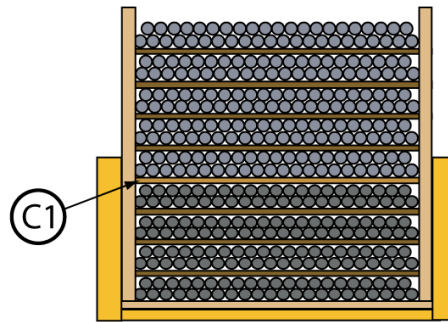
PIPES, STEEL FROM 4.5 IN. TO 7 IN. DIAMETER, UNIFORM OR MIXED LENGTHS
AND DIAMETERS SECURED WITH NON-METALLIC STRAPPING - GONDOLA CARS

RAC 12005E (Continued)

New 03-2017



SKETCH 1: PIPES OF MIXED DIAMETERS



END VIEW (Item C1)

Item	No. of Pcs.	Description
A		Brake wheel clearance: see General Rules.
B	Minimum 5 per pile	Bearing pieces: 2 in. × 4 in. lumber. Length must be approximately equal to width of car, but not less than width of load. Space suitably under each pile.
C	Minimum 5 per pile	Separators: lumber, minimum 2 in. x 4 in., width must be at least 1 in. greater than height
C1	2	Separators: If pile contains mixed pipes, need to add 2 additional separators when transitioning from one size to another. See SKETCH 1

**PIPES, STEEL FROM 4.5 IN. TO 7 IN. DIAMETER, UNIFORM OR MIXED LENGTHS
AND DIAMETERS SECURED WITH NON-METALLIC STRAPPING - GONDOLA CARS**

RAC 12005E (Continued)

New 03-2017

Item	No. of Pcs.	Description
D	5 pairs	Side stakes: Hardwood 4x4 minimum. Stakes must be of sufficient length to allow for placement of stake ties, Item E across top of load. Locate end stakes approximately 3 ft from ends of pipe contacting the stakes. Fill space between stakes and car side of stakes and load by nailing or securing fillers to stakes.
E	5 per pair of stakes.	Stakes ties: 1-1/4 in. Polyester bands with a MBS of 3285 lbs. Place one band midway between the floor and the top cord of the car, one across the top of the load and one every 20 inches above the side of the car circling both stakes. Strapping must be tensioned with the proper tensioning tool and sealed with the appropriate buckle in accordance with the manufacturer's recommendations. DO NOT SUBSTITUTE
F1	Min 5	Approved Type 1A polyester strapping Grade 6, MBS of 7,700 lbs. Interlace minimum of two rows of pipe below top of car side to top over the second row of pipe from the top. Locate as far from bearing pieces and stakes as possible. Strapping must be tensioned with the proper tensioning tool and sealed with the appropriate Dynamic Load Buckle in accordance with the manufacturer's recommendations. DO NOT SUBSTITUTE.
F2	Min 5	Approved Type 1A polyester strapping Grade 6, MBS of 7,700 lbs. = Interlace from tier 1 to 2 , from tier 2 to 3, from tier 3 to 4 and from tier 4 to 5. Locate as far as possible from bearing pieces and stakes. Strapping must be tensioned with the proper tensioning tool and sealed with the appropriate Dynamic Load Buckle in accordance with the manufacturer's recommendations. DO NOT SUBSTITUTE.
G	Min 5	Approved Type 1A polyester strapping Grade 6, MBS of 7,700 lbs. Circle entire load. Locate as far from bearing pieces and stakes as possible. Strapping must be tensioned with the proper tensioning tool and sealed with the appropriate Dynamic Load Buckle in accordance with the manufacturer's recommendations. DO NOT SUBSTITUTE.

PIPES, STEEL FROM 4.5 IN. TO 7 IN. DIAMETER, UNIFORM OR MIXED LENGTHS
AND DIAMETERS SECURED WITH NON-METALLIC STRAPPING - GONDOLA CARS

RAC 12005E (Concluded)
New 03-2017

Notes:

1. Rows of pipe below the sides of the car must be staggered as per drawing minimum 2 feet at each end.
2. Height of load above car floor must not exceed 10 ft.
3. On loads 18 in. or less above car sides, space ties not less than 18 in. apart.
4. Pipe less than 12 ft long must be loaded below top of car sides.
5. Small-diameter pipe must not be loaded inside larger-diameter pipe, except when loaded below top of car sides.
6. Pipe located on the outside of pile must contact all stakes used on that pile.

For further details see General Rules